

# WECSOLAR+ JPC6-420

## JPC Series lead-Carbon battery

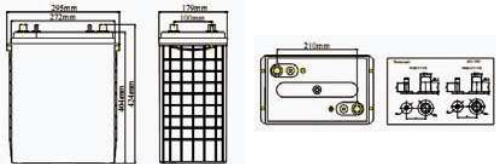


### General Features

- Lead-carbon composite negative plate, both capacitance and battery characteristics
- Long cycle life, excellent deep cycle discharge ability
- Excellent charge acceptance ability
- Optimized capability of instant high-current discharging
- Strong high and low temperature performance
- Precision sealing technology



Dimension: 295(L)×179(W)×404(H)×424(TH) Unit: mm



### Applications

- Solar/ wind energy and other new energy storage
- Hybrid vehicles, electric bicycles and other new energy vehicles
- Other backup or cycle purposes

### Specification

Nominal Voltage	6V
Nominal Capacity	420Ah
Design life	15 years
Terminal	M8
Approx. Weight	Approx 56.8kg (125lbs)
Container Material	ABS
Rated Capacity	420Ah 20Hour Rate (21.0A to 10.8V)
	380Ah 10Hour Rate (38.0A to 10.8V)
	330Ah 3Hour Rate (66.0A to 10.8V)
	225Ah 1Hour Rate (225A to 10.5V)
Internal resistance	Full charged at 25°C: 1.90 mΩ
Max. Discharge Current	4200A(5S)
Operating Temperature	Discharge: -40 ~60°C(-4~ 140°F)
	Charge: -20 ~50°C(-4~ 122°F)
	Storage: -20 ~50°C(-4~ 122°F)
Charge current:	Max. 105A ; Recom.42.0A
Charge Method (25 °C)	Float Charge:6.75-6.90V,recom.6.75V(-9mV/ °C)
	Equalize charge:6.90-7.05V,recom.7.05V(-12mV/ °C)
	Cycle charge:7.20-7.50V,recom.7.20V(-15mV/ °C)
Self discharge	3% of capacity declined per month at 25°C

### Constant Current Discharge Characteristics Unit: A (25°C, 77°F)

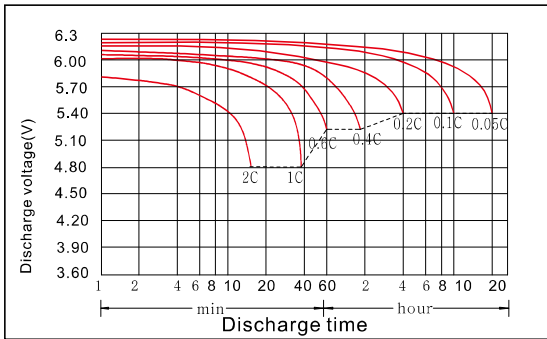
F.V/Time	15min	30min	45min	1h	2h	3h	5h	8h	10h	20h	100h
1.60V	551	351	259	238	151	106	72.2	47.6	41.6	22.7	5.04
1.65V	541	345	254	234	148	104	70.7	46.7	40.7	22.3	4.94
1.70V	531	338	250	229	145	102	69.4	45.8	40.1	21.8	4.85
1.75V	521	332	245	225	143	100	68.1	45.0	39.3	21.4	4.75
1.80V	501	319	236	216	137	96.4	65.5	43.3	37.8	21.0	4.66

### Constant Power Discharge Characteristics Unit: W/cell (25°C, 77°F)

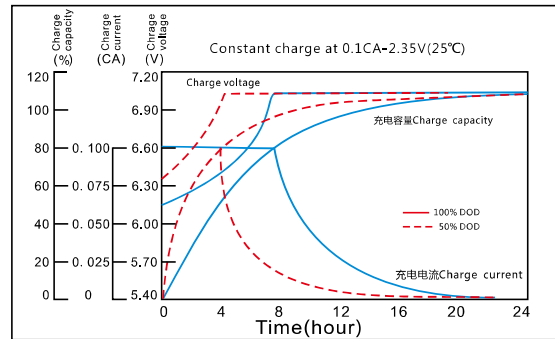
F.V/Time	15min	30min	45min	1h	2h	3h	5h	8h	10h	20h	100h
1.60V	1061	676	499	458	291	204	139	91.7	80.0	43.7	9.70
1.65V	1042	664	490	450	286	200	136	90.0	78.5	42.8	9.51
1.70V	1023	651	481	441	280	197	134	88.3	77.1	42.0	9.32
1.75V	1004	639	472	433	275	193	131	86.5	75.6	41.2	9.16
1.80V	965	614	454	416	264	185	126	83.3	72.9	40.5	8.97

Disclaimer: Manufacturers have the right to self-modify the parameters of the product updates, please keep in touch with manufacturers to obtain the latest information.

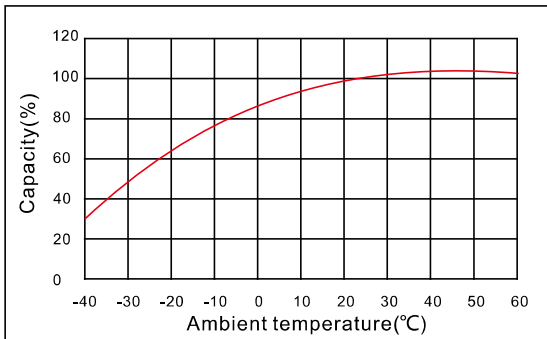
Discharge characteristic



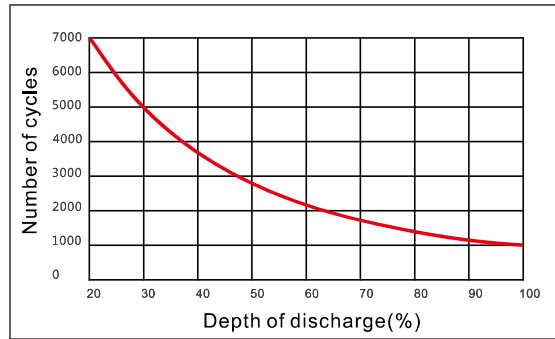
Charging characteristic



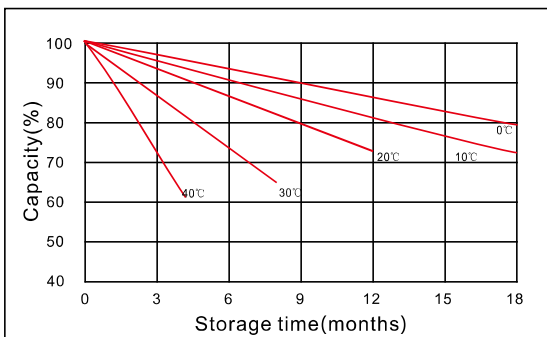
The effect of temperature on capacity



The effect of discharge depth on cycle life



Curves of self-discharge



The effect of discharge depth on cycle life

