

# WECSOLAR+ JPC6-330



## JPC Series Lead-Carbon battery

### Applications

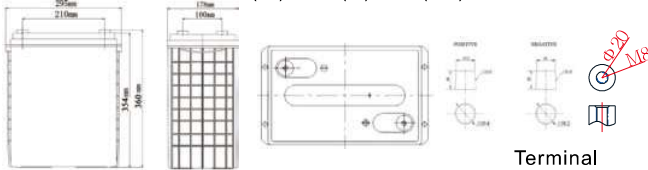
- › Solar/ wind energy and other new energy storage
- › Hybrid vehicles, electric bicycles and other new energy vehicles
- › Other backup or cycle purposes

### General Features

- › Lead-carbon composite negative plate, both capacitance and battery characteristics
- › Long cycle life, excellent deep cycle discharge ability
- › Excellent charge acceptance ability
- › Optimized capability of instant high-current discharging
- › Strong high and low temperature performance
- › Precision sealing technology



Dimension: 295(L)×210(W)×354(H)×360(TH) Unit: mm



### Specification

Nominal Voltage	6V
Nominal Capacity	330Ah
Design life	15 years
Terminal	M8/DT
Approx. Weight	Approx 46.6kg (102.8lbs)
Container Material	ABS
Rated Capacity	330Ah 20Hour Rate (16.5A to 5.40V)
	297Ah 10Hour Rate (29.7A to 5.40V)
	257.5Ah 5Hour Rate (51.5A to 5.40V)
	177Ah 1Hour Rate (177A to 5.25V)
Internal resistance	Full charged at 25°C: 2.20 mΩ
Max. Discharge Current	3200A(5S)
Operating Temperature	Discharge: -40 ~60°C(-40~ 140°F)
	Charge: -20 ~50°C(-4~ 122°F)
	Storage: -20 ~50°C(-4~ 122°F)
Charge current:	Max.82.5A ; Recom.33.0A
Charge Method (25 °C)	Float Charge:6.75-6.90V,recom.6.75V(-9mV/ °C)
	Equalize charge:6.90-7.05V,recom.7.05V(-12mV/ °C)
	Cycle charge:7.20-7.50V,recom.7.20V(-15mV/ °C)
Self discharge	3% of capacity declined per month at 25°C

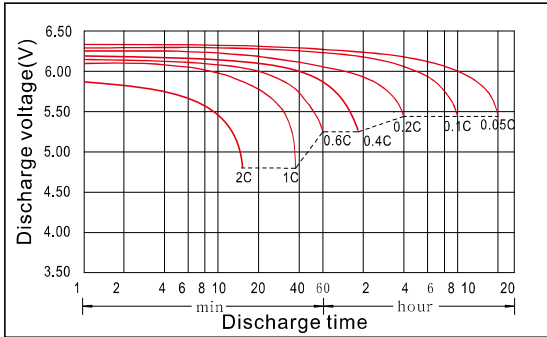
### Constant Current Discharge Characteristics Unit: A (25°C, 77°F)

F.V/Time	15min	30min	45min	1h	2h	3h	5h	8h	10h	20h	100h
1.60V	433	276	204	187	119	83.3	56.7	37.4	32.7	17.8	3.96
1.65V	425	271	200	184	116	81.8	55.5	36.7	32.0	17.5	3.88
1.70V	417	266	196	180	114	80.3	54.5	36.0	31.5	17.2	3.81
1.75V	410	261	193	177	112	78.8	53.5	35.3	30.9	16.8	3.73
1.80V	394	251	185	170	108	75.7	51.5	34.0	29.7	16.5	3.66

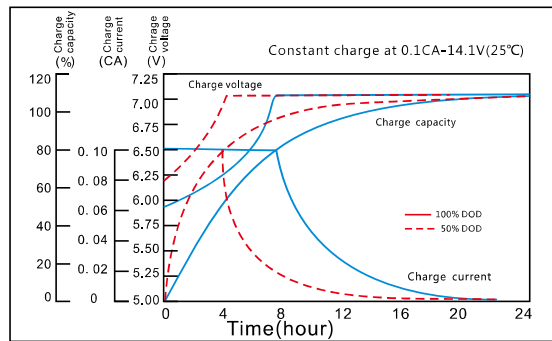
### Constant Power Discharge Characteristics Unit: W/cell (25°C, 77°F)

F.V/Time	15min	30min	45min	1h	2h	3h	5h	8h	10h	20h	100h
1.60V	834	531	392	360	228	160	109	72.0	62.9	34.3	7.62
1.65V	819	521	385	353	224	158	107	70.7	61.7	33.7	7.47
1.70V	804	512	378	347	220	154	105	69.3	60.6	33.0	7.33
1.75V	788	502	371	340	216	152	103	68.0	59.4	32.3	7.19
1.80V	758	483	356	327	208	146	99.1	65.5	57.3	31.8	7.05

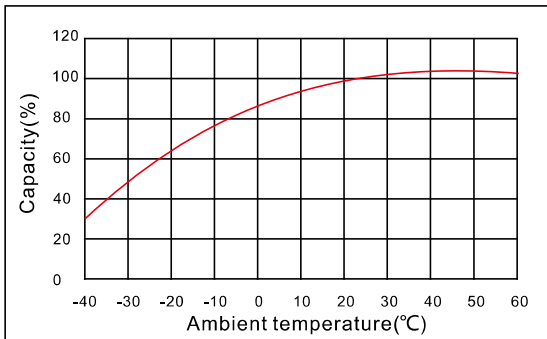
Discharge characteristic



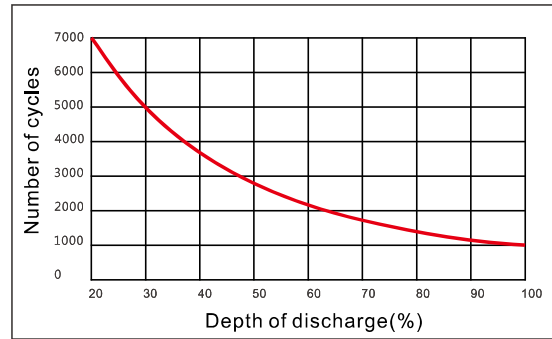
Charging characteristic



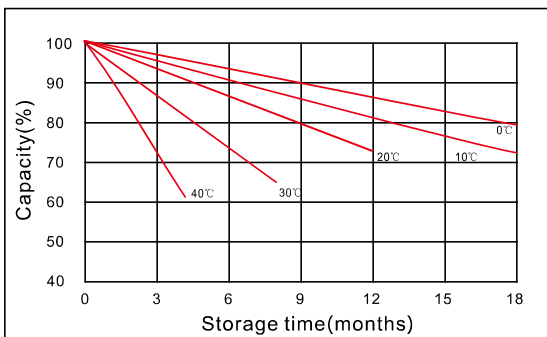
The effect of temperature on capacity



The effect of discharge depth on cycle life



Curves of self-discharge



The effect of temperature on float life

